



the outdoor room experts

Select Series

KITCHEN ISLANDS

PERGOLAS

FIREPLACES

FIRE TABLES

FIRE PITS





contents

Select Series

- 3 Finishes
- 5 Islands
- 11 Smoker Extensions
- 13 Pergolas
- 19 Fireplaces
- 25 Fire Tables & Fire Pits

Our **Select Series** line is a collection of best-selling products that are perfect for creating an enchanting outdoor living experience for your family.

You can mix and match from a wide selection of products and options to build a customized outdoor living area you will enjoy for years to come.

Everything is manufactured and completely finished in our 150,000 sq. ft. factory, by skilled craftsmen, using durable outdoor-rated materials. When complete, everything is loaded and secured to a pallet-ready for delivery and final assembly at your home. Once delivered, an entire outdoor room can be completed in hours with no other trades needed on-site.

Although we have a standard product line, we are not a “cookie cutter” manufacturer. When you have a non-standard situation just remember: nothing is set in stone when it comes to taking care of our customers. We can accommodate virtually any request that helps make your design exactly what you envisioned.



CONFIDENTIAL. This is not a published work and is a confidential internal document of Everburn / Housewarmings Outdoor. It cannot be reproduced in whole or in part without the express written permission of Everburn / Housewarmings Outdoor.



finish selections

GRANITE KITCHEN ISLANDS & FIRE PITS



Baltic Brown



Venetian



Black Leathered

STUCCO KITCHEN ISLANDS



Brushwood



Clay Powder



Slate



Tundra

STONE KITCHEN ISLANDS, FIREPLACES, PERGOLAS & FIRE PITS



Bergamo



Cremona



Gola



Matera

STAIN PERGOLAS



Clear Sealer



Driftwood Stain



Ebony Stain



Mahogany Stain

METAL ROOF COLORS PERGOLAS (PAVILION, ARTISAN)



Black



Blue



Brick Red



Bright Red



Brown



Charcoal



Forest Green




Gallery Blue



Gray



Plum



Polar White



Sahara Tan



The Paddock (luxury configuration) with granite counter tops and all-stone base. For the ultimate cooking experience, this island includes a Smoker Extension add-on. (For Smoker Extension details, please see page 11).



Homestretch (premium configuration): granite counter tops, stucco & stone base.



Triple Crown (premium configuration): granite counter tops, stucco & stone base.



islands

Select Series

PADDOCK INFIELD BACKSTRETCH HOMESTRETCH TRIPLE CROWN



FIVE BEST-SELLING DESIGNS

Affordable luxury for a custom look and feel at a fraction of the cost of site-built products.

BUILT-TO-ORDER

Our Tiered Program offers three recommended configurations, or design your own. Our wide variety of materials, colors and options blend seamlessly with your home & patio area.

DURABLE EXTERIOR FINISHES & GRILLS

Stucco, Stone, and Granite (3 cm slab) look beautiful and will withstand the challenging outdoor environment. Grills are factory set for propane or natural gas fuel.

STRENGTH & DURABILITY

Constructed of welded galvanized steel frame.

(Please contact us for assistance with modifying our products beyond the options available within the Select Series program.)

Recommended Configurations

	TIERED PROGRAM LEVEL														
	CLASSIC					PREMIUM					LUXURY				
	Paddock	Infield	Backstretch	Homestretch	Triple Crown	Paddock	Infield	Backstretch	Homestretch	Triple Crown	Paddock	Infield	Backstretch	Homestretch	Triple Crown
Granite Counter Tops	●	●	●	●	●	●	●	●	●	●	●	●	●	●	●
Stucco Base	●	●	●	●	●										
Stucc & Stone Base						■	■	■	■	■					
All Stone Base											◆	◆	◆	◆	◆
External Electric	●	●	●	●	●	●	●	●	●	●	●	●	●	●	●

● = INCLUDED IN TIER ■ = PREMIUM FEATURE ◆ = LUXURY FEATURE



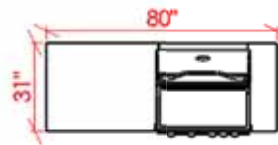
PADDOCK

An affordable, fully-equipped outdoor kitchen with a compact footprint that fits easily on smaller decks and patios. Plenty of counter space and amenities for preparing and serving an outdoor feast.

ALL ISLANDS ARE FACTORY FINISHED. NO MASONRY WORK ON SITE.
SHIPS ON 1 PALLET ESTIMATED WEIGHT 1100 LBS. SEATING N/A

INCLUDED

- Granite Counter Tops
- Finished Internal Electric
- 4-Burner Stainless-Steel Grill Head
- 4.5 Cu. Ft. Mini-Fridge
- Double Access Doors




SHOWN: PREMIUM CONFIGURATION

EITHER STEP-BY-STEP SELECTIONS FOR COMPLETE CUSTOMIZATION


Design Your Own

SELECT BASE FINISHES

- Stucco on All Sides
- Stucco w/ Stone Veneer on Back & Sides
- Stone Veneer on All Sides



Brushwood Clay Powder Slate Tundra



Bergamo Cremona Gola Matera

SELECT GRANITE



Baltic Brown Venetian Black Leathered

(Please contact us for assistance with modifying our products beyond the options available within the Select Series program.)

SELECT UPGRADES



Fitted Cover Grill Head Cover Add Outlets: [click](#) Umbrella Hole Smoker Island
 *See p.11 for details

OR CHOOSE A TIER AND SELECT YOUR FINISHES

Recommended Configuration Tiers

CLASSIC	PREMIUM	LUXURY
Stucco Finish on All Sides	Stucco w/ Stone Veneer on Back & Sides	Stone Veneer on All Sides

All recommended configurations include: Granite Counter Tops, Finished Internal Electric w/ 1 Outlet, 4-Burner Drop-in Stainless-Steel Grill Head, 4.5 Cu. Ft. Mini-Fridge, and Double Access Doors.

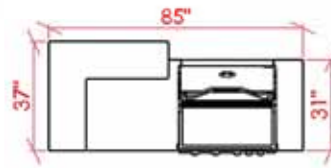


INFIELD

Compact, fully-equipped outdoor kitchen with a small dining ledge that can accommodate 2-3 guests. Guest can interact with the cook while dinner is being prepared or break off from the crowd for an intimate conversation.

ALL ISLANDS ARE FACTORY FINISHED. NO MASONRY WORK ON SITE.
SHIPS ON 1 PALLET ESTIMATED WEIGHT 1250 LBS. SEATING 2-3

SHOWN: CLASSIC CONFIGURATION



INCLUDED


- Granite Counter Tops
- Finished Internal Electric
- 4-Burner Stainless-Steel Grill Head
- 4.5 Cu. Ft. Mini-Fridge
- Double Access Doors
- Under Bar Lighting

EITHER STEP-BY-STEP SELECTIONS FOR COMPLETE CUSTOMIZATION


Design Your Own

SELECT BASE FINISHES

- Stucco on All Sides
- Stucco w/ Stone Veneer on Back & Sides
- Stone Veneer on All Sides



Brushwood Clay Powder Slate Tundra



Bergamo Cremona Gola Matera

SELECT GRANITE



Baltic Brown Venetian Black Leathered

(Please contact us for assistance with modifying our products beyond the options available within the Select Series program.)

SELECT UPGRADES



Fitted Cover Grill Head Cover Add Outlets: [\(Qty\)](#) Umbrella Hole Smoker Island
 *See p. 11 for details

OR CHOOSE A TIER AND SELECT YOUR FINISHES

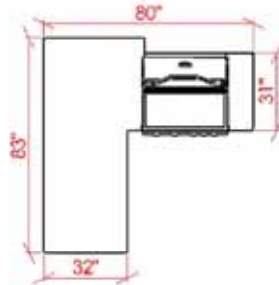
Recommended Configuration Tiers

CLASSIC	PREMIUM	LUXURY
Stucco Finish on All Sides	Stucco w/ Stone Veneer on Back & Sides	Stone Veneer on All Sides

All recommended configurations include: Granite Counter Tops, Finished Internal Electric w/ 1 Outlet, 4-Burner Drop-in Stainless-Steel Grill Head, 4.5 Cu. Ft. Mini-Fridge, Double Access Doors, and Under Bar Lighting.



SHOWN: PREMIUM CONFIGURATION



BACKSTRETCH

Our best-selling L-shaped island with counter seating for up to 5 people. Very efficient, table-height dining ledge saves space on the patio and can eliminate the need for a separate dining table.

ALL ISLANDS ARE FACTORY FINISHED. NO MASONRY WORK ON SITE.
SHIPS ON 2 PALLETS ESTIMATED WEIGHT 1500 LBS. SEATING 4-5

INCLUDED


- Granite Counter Tops
- Finished Internal Electric
- 4-Burner Stainless-Steel Grill Head
- 4.5 Cu. Ft. Mini-Fridge
- Double Access Doors
- Under Bar Lighting

EITHER STEP-BY-STEP SELECTIONS FOR COMPLETE CUSTOMIZATION

Design Your Own

SELECT BASE FINISHES

- Stucco on All Sides
- Stucco w/ Stone Veneer on Back & Sides
- Stone Veneer on All Sides



Brushwood Clay Powder Slate Tundra



Bergamo Cremona Gola Matera

SELECT GRANITE



Baltic Brown Venetian Black Leathered

(Please contact us for assistance with modifying our products beyond the options available within the Select Series program.)

SELECT UPGRADES



Fitted Cover Grill Head Cover Add Outlets: [click](#) Umbrella Hole Smoker Island
 *See p.11 for details

OR CHOOSE A TIER AND SELECT YOUR FINISHES

Recommended Configuration Tiers



CLASSIC	PREMIUM	LUXURY
Stucco Finish on All Sides	Stucco w/ Stone Veneer on Back & Sides	Stone Veneer on All Sides

All recommended configurations include: Granite Counter Tops, Finished Internal Electric w/ 1 Outlet, 4-Burner Drop-in Stainless-Steel Grill Head, 4.5 Cu. Ft. Mini-Fridge, Double Access Doors, and Under Bar Lighting.

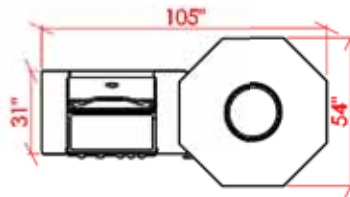


SHOWN: PREMIUM CONFIGURATION

HOMESTRETCH

Draw guests together with the unique combination of face-to-face seating, cooking center and 20" gas fire bowl feature. The bar-height, 54" octagon dining surface does double-duty as both a dining table and conversation center.

ALL ISLANDS ARE FACTORY FINISHED. NO MASONRY WORK ON SITE.
 SHIPS ON 1 PALLET ESTIMATED WEIGHT 1750 LBS. SEATING 5-6



INCLUDED


- Granite Counter Tops
- Finished Internal Electric
- 4-Burner Stainless-Steel Grill Head
- 4.5 Cu. Ft. Mini-Fridge
- Double Access Doors
- Under Bar Lighting
- 20" Gas Fire Bowl

EITHER STEP-BY-STEP SELECTIONS FOR COMPLETE CUSTOMIZATION


Design Your Own

SELECT BASE FINISHES

- Stucco on All Sides
- Stucco w/ Stone Veneer on Back & Sides
- Stone Veneer on All Sides



Brushwood Clay Powder Slate Tundra



Bergamo Cremona Gola Matera

SELECT GRANITE



Baltic Brown Venetian Black Leathered

(Please contact us for assistance with modifying our products beyond the options available within the Select Series program.)

SELECT UPGRADES


 Fitted Cover Grill Head Cover Add Outlets: [\(Qty\)](#) Umbrella Hole Smoker Island
 *See p. 11 for details

OR CHOOSE A TIER AND SELECT YOUR FINISHES

Recommended Configuration Tiers



CLASSIC

Stucco Finish on All Sides



PREMIUM

Stucco w/ Stone Veneer on Back & Sides



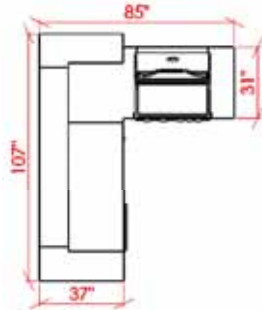
LUXURY

Stone Veneer on All Sides

All recommended configurations include: Granite Counter Tops, Finished Internal Electric w/ 1 Outlet, 4-Burner Drop-in Stainless-Steel Grill Head, 4.5 Cu. Ft. Mini-Fridge, Double Access Doors, and Under Bar Lighting.



SHOWN: CLASSIC CONFIGURATION



TRIPLE CROWN

Our largest L-shaped island with counter seating for up to 7 people. Over 8' of bar-height dining ledge and plenty of cabinet space to accommodate additional drawers, doors or other features.

ALL ISLANDS ARE FACTORY FINISHED. NO MASONRY WORK ON SITE.
SHIPS ON 2 PALLETS ESTIMATED WEIGHT 2000 LBS. SEATING 6-7

INCLUDED

- Granite Counter Tops
- Finished Internal Electric
- 4-Burner Stainless-Steel Grill Head
- 4.5 Cu. Ft. Mini-Fridge
- Double Access Doors
- Under Bar Lighting

EITHER STEP-BY-STEP SELECTIONS FOR COMPLETE CUSTOMIZATION


Design Your Own

SELECT BASE FINISHES

- Stucco on All Sides
- Stucco w/ Stone Veneer on Back & Sides
- Stone Veneer on All Sides



Brushwood Clay Powder Slate Tundra



Bergamo Cremona Gola Matera

SELECT GRANITE



Baltic Brown Venetian Black Leathered

(Please contact us for assistance with modifying our products beyond the options available within the Select Series program.)

SELECT UPGRADES



Fitted Cover Grill Head Cover Add Outlets: [click](#) Umbrella Hole Smoker Island
 *See p.11 for details

OR CHOOSE A TIER AND SELECT YOUR FINISHES

Recommended Configuration Tiers

CLASSIC	PREMIUM	LUXURY
Stucco Finish on All Sides	Stucco w/ Stone Veneer on Back & Sides	Stone Veneer on All Sides

All recommended configurations include: Granite Counter Tops, Finished Internal Electric w/ 1 Outlet, 4-Burner Drop-in Stainless-Steel Grill Head, 4.5 Cu. Ft. Mini-Fridge, Double Access Doors, and Under Bar Lighting.

SMOKER EXTENSIONS




Smoker Extensions are designed to hold most sizes of ceramic smokers and can be added to any of our standard kitchen models (left and/or right position varies by Island model).

28" WIDE X 22" DEEP PLATFORM SIZE
(SITS APPROXIMATELY 14" OFF THE GROUND)

BASE FINISHES

- Stucco on All Sides
- Stucco w/ Stone Veneer on Back & Sides
- Stone Veneer on All Sides



SMOKER EXTENSIONS AVAILABLE POSITIONS BY MODEL

Paddock	Infield	Backstretch	Homestretch	Triple Crown
L			L	
R	R	R		R



Outdoor Room featuring custom pergola, custom fireplace, and custom island.



Outdoor Room featuring Rustic Pergola, and Half Dome Fireplace.



LEFT: Tuscan Pergola CENTER/RIGHT: custom fireplace.



pergolas

Select Series

RUSTIC

TUSCAN

PAVILION

ARTISAN



(Please contact us for assistance with modifying our products beyond the options available within the Select Series program.)

ROOM-LIKE FEEL

Our proportional and flowing designs create distinct layers between elements and a roomlike feel. Available in several standard sizes starting at 10' x 10' up to 18' x 18' in increments of 1'.

MATERIALS

Rough-cut Western Red Cedar is insect and rot resistant and ages beautifully. Hardware and fasteners are hidden from

view for aesthetics. Pergolas are secured with an extremely rigid anchoring system for safety.

CUSTOMIZABLE & BUILT TO ORDER

Upgrades and modifications including stone column bases, sealer/stains, arches, ceiling fans, heaters and a variety of roof styles/materials can create a unique space manufactured exclusively for you.

Recommended Configurations

	TIERED PROGRAM LEVEL											
	CLASSIC				PREMIUM				LUXURY			
	Rustic	Tuscan	Pavillon	Artisan	Rustic	Tuscan	Pavillon	Artisan	Rustic	Tuscan	Pavillon	Artisan
Clear Sealer or Stain	●	●	●	●	●	●	●	●	●	●	●	●
Standard Canopy	●	●										
Trellis Canopy					■	■			◆	◆		
Metal Roof			●	●			●	●			●	●
Tongue & Groove Roof Deck											◆	◆
Framed Posts	●		●	●	●		●	●	●		●	●
10" Tapered Columns		●				●				●		
Decorative Corner Supports	●		●	●	●		●	●	●		●	●
Stone Post Bases							■	■	◆	◆	◆	◆

● = INCLUDED IN TIER ■ = PREMIUM FEATURE ◆ = LUXURY FEATURE

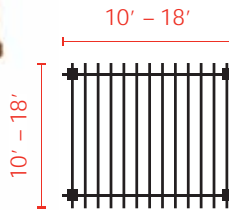


SHOWN: PREMIUM CONFIGURATION

RUSTIC

Traditional flat-topped pergola provides structure and shade while maintaining an open-air feel of the outdoors. Defines an outdoor area with plenty of room for dining tables & chairs, conversation seating groups, and outdoor kitchens.

ALL PERGOLAS ARE FACTORY FINISHED. NO STAINING OR MASONRY WORK ON SITE. **SHIPS ON 1 PALLET** **ESTIMATED WEIGHT VARIES BY SIZE**



INCLUDED

- Header (4" x 8") in Western Red Cedar
- Purlin (2" x 8") in Western Red Cedar
- Posts (8" x 8" x 8') in Western Red Cedar
- Fastening & Anchoring System

EITHER STEP-BY-STEP SELECTIONS FOR COMPLETE CUSTOMIZATION

Design Your Own


SELECT SIZE

Starting at 10' x 10' - 18' x 18'
(must be in even 1' increments)
*Custom sizes available.

SELECT CANOPY

- Standard Canopy
- Trellis Canopy

SELECT FINISH



SELECT UPGRADES



(Please contact us for assistance with modifying our products beyond the options available within the Select Series program.)

OR CHOOSE A TIER AND SELECT YOUR FINISHES

Recommended Configuration Tiers

CLASSIC	PREMIUM	LUXURY
Standard Canopy	Trellis Canopy	Trellis Canopy and Stone Bases

All recommended configurations include: Header (4" x 8") in Western Red Cedar, Purlin (2" x 8") in Western Red Cedar, Posts (8" x 8" x 8') in Western Red Cedar, Choice of Corner Supports, Sealer/Stain, and Mounting Hardware.

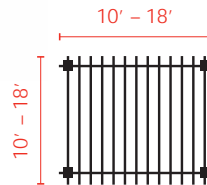


SHOWN: CLASSIC CONFIGURATION

TUSCAN

The Tuscan-Style pergola has a traditional flat-topped canopy, accented with 10" diameter tapered columns that add a European flair to your backyard. The Tuscan pergola, defines your outdoor area leaving plenty of room for dining tables & chairs, conversation seating groups, and outdoor kitchens.

ALL PERGOLAS ARE FACTORY FINISHED. NO STAINING OR MASONRY WORK ON SITE. **SHIPS ON 1 PALLET** ESTIMATED WEIGHT VARIES BY SIZE



INCLUDED

- Header (4" x 8") in Western Red Cedar
- Purlin (2" x 8") in Western Red Cedar
- Painted Columns (10" x 8') Round, Tapered
- Painted Caps & Bases (Semi-Gloss White)
- Fastening & Anchoring System

EITHER STEP-BY-STEP SELECTIONS FOR COMPLETE CUSTOMIZATION

Design Your Own

SELECT SIZE

Starting at 10' x 10' - 18' x 18'
(must be in even 1' increments)
*Custom sizes available.

SELECT CANOPY

- Standard Canopy
- Trellis Canopy

SELECT FINISH



SELECT UPGRADES



(Please contact us for assistance with modifying our products beyond the options available within the Select Series program.)

OR CHOOSE A TIER AND SELECT YOUR FINISHES

Recommended Configuration Tiers

CLASSIC	PREMIUM	LUXURY
Standard Canopy	Trellis Canopy	Trellis Canopy and Stone Bases

All recommended configurations include: Header (4" x 8") in Western Red Cedar, Purlin (2" x 8") in Western Red Cedar, Painted Round Tapered Columns (8" x 8') and Painted Caps & Bases (Semi-Gloss White), Choice of Corner Supports, Sealer/Stain, and Mounting Hardware.

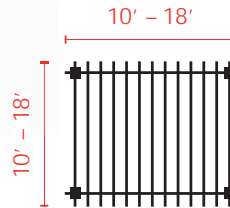


SHOWN: PREMIUM CONFIGURATION

PAVILION

The pavilion pergola with a metal roof option provides protection from the elements and a large shade island. The gentle slope of the roof-line is angled at a 4/12 pitch with an overall height of 10'-12' at the peak. Creates a wonderful atmosphere for enjoying conversations and meals under the canopy.

ALL PERGOLAS ARE FACTORY FINISHED. NO STAINING OR MASONRY WORK ON SITE. **SHIPS ON 1 PALLET** ESTIMATED WEIGHT VARIES BY SIZE



INCLUDED

- Header (4" x 8") in Western Red Cedar
- Purlin (2" x 8") in Western Red Cedar
- Posts (8" x 8" x 8') in Western Red Cedar
- Angled Corner Supports (x8)
- Fastening & Anchoring System

EITHER STEP-BY-STEP SELECTIONS FOR COMPLETE CUSTOMIZATION

Design Your Own

(Please contact us for assistance with modifying our products beyond the options available within the Select Series program.)

SELECT SIZE

Starting at 10' x 10' - 18' x 18'
(must be in even 1' increments)
*Custom sizes available.

SELECT UPGRADES



Tongue & Groove Roof Decking



Decorative Arches (x8)



24" Stone Bases (x4)



Infrared Heater



Fan Kit: White



Fan Kit: Tropical



Fan Kit: Bronze

SELECT CANOPY

- Standard Canopy
- Metal Roof


SELECT FINISH



Clear Sealer



Driftwood Stain



Ebony Stain



Mahogany Stain

SELECT METAL ROOF COLOR



1. Black; 2. Blue; 3. Brick Red; 4. Bright Red; 5. Brown; 6. Charcoal; 7. Forest Green; 8. Gallery Blue; 9. Gray; 10. Plum; 11. Polar White; 12. Sahara Tan

OR CHOOSE A TIER AND SELECT YOUR FINISHES

Recommended Configuration Tiers

CLASSIC	PREMIUM	LUXURY
Metal Roof	Stone Post Bases	Stone Post Bases and Tongue & Groove Roof Decking

All recommended configurations include: Header (4" x 8") in Western Red Cedar, Purlin (2" x 8") in Western Red Cedar, Posts (8" x 8" x 8') in Western Red Cedar, Choice of Corner Supports, Sealer/Stain, and Mounting Hardware.

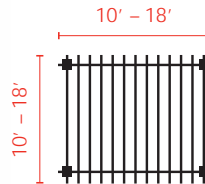


SHOWN: CLASSIC CONFIGURATION

ARTISAN

An affordable metal-roof pergola featuring a volume ceiling with 6/12 pitch, creating an open and spacious foundation for your outdoor retreat. Beautiful western red cedar construction with decorative arched post braces and gable ends shows a craftsman's attention to detail.

ALL PERGOLAS ARE FACTORY FINISHED. NO STAINING OR MASONRY WORK ON SITE. **SHIPS ON 1 PALLET** ESTIMATED WEIGHT VARIES BY SIZE



INCLUDED

- 100% Western Red Cedar
- 4 x 8 Solid Beams | 2 x 6 Solid Rafters
- 8 x 8 Framed Posts
- Decorative Arched Corner Supports
- Decorative Arched Gable Ends
- Metal Roof (6/12 Roof Pitch)
- Fasteners and Anchoring System


EITHER STEP-BY-STEP SELECTIONS FOR COMPLETE CUSTOMIZATION

Design Your Own

SELECT SIZE

Starting at 10' x 10' - 18' x 18'
(must be in even 1' increments)
*Custom sizes available.

SELECT UPGRADES



Tongue & Groove Decking



24" Stone Bases (x4)



Infrared Heater



Fan Kit: White



Fan Kit: Tropical



Fan Kit: Bronze

(Please contact us for assistance with modifying our products beyond the options available within the Select Series program.)

SELECT FINISH



Clear Sealer



Driftwood Stain



Ebony Stain



Mahogany Stain

SELECT METAL ROOF COLOR



1. Black; 2. Blue; 3. Brick Red; 4. Bright Red; 5. Brown; 6. Charcoal; 7. Forest Green; 8. Gallery Blue; 9. Gray; 10. Plum; 11. Polar White; 12. Sahara Tan

OR CHOOSE A TIER AND SELECT YOUR FINISHES

Recommended Configuration Tiers

CLASSIC	PREMIUM	LUXURY
Metal Roof	Stone Post Bases	Stone Post Bases and Tongue & Groove Roof Decking

All recommended configurations include: Western Red Cedar, Metal Roof, Framed Posts, Clear Sealer/Stain, Decorative Corner Supports, and Mounting Hardware.



Half Dome Fireplace with Wood Boxes, Arched Opening, and Stone Mantel Shelf.



Chief Fireplace with Wood Boxes and Arched Opening.



Half Dome Fireplace w/ Wood Boxes and Chimney Extension.



fireplaces

Select Series



MESA

CHIEF

SENTINEL

HALF DOME



(Please contact us for assistance with modifying our products beyond the options available within the Select Series program.)

GATHER AROUND

Fireplaces are an integral part of a luxury outdoor living. Often combined with wood boxes and seat walls, they create an impressive focal point and quickly become a favorite gathering spot.

GAS & WOOD-BURNING OPTIONS

Fireplaces provide a custom look and feel at a fraction of the cost of site-built products.

CUSTOMIZABLE & BUILT TO ORDER

Select options, materials and colors in durable exterior finishes look beautiful and withstand the challenging outdoor environment. Upgrades and modifications including chimney extensions, arched fireplace openings, gas log lighters, and log sets provide design flexibility. Add a few comfortable chairs and enjoy the soothing warmth of the fire.

Recommended Configurations

	TIERED PROGRAM LEVEL											
	CLASSIC				PREMIUM				LUXURY			
	Mesa	Chief	Sentinel	Half Dome	Mesa	Chief	Sentinel	Half Dome	Mesa	Chief	Sentinel	Half Dome
Granite Caps	●				●				●			
Bluestone Caps		●	●	●		●	●	●		●	●	●
VF Fire Box & Burner	●				●				●			
On/Off Remote	●				●				●			
Stucco Finish	●											
Stone Veneer		●	●	●	■	●	●	●	◆	●	●	●
Arched Opening		●	●	●		●	●	●		●	●	●
Bluestone Mantel		●	●	●		●	●	●		●	●	●
Seat Walls									◆			
Wood Boxes or Seats						■	■	■				
Wood Boxes & Seats										◆	◆	◆

● = INCLUDED IN TIER ■ = PREMIUM FEATURE ◆ = LUXURY FEATURE

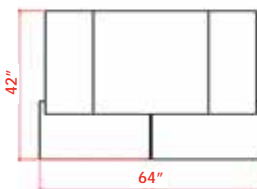


SHOWN: CLASSIC CONFIGURATION WITH 3-PC. MANTEL SET

MESA (36" GAS BURNING)

A compact & lightweight gas fireplace designed for use on decks, patios and pool decks. Extend your outdoor R & R even when temperatures are falling. Vent-free gas burner & log set provide warmth and ambiance.

FIREPLACES ARE FACTORY FINISHED. NO MASONRY WORK ON SITE.
SHIPS ON 1 PALLET ESTIMATED WEIGHT 1,000 LBS.



INCLUDED


- 36" Vent-free Gas Insert
- Vent-free Log Set
- Black Pearl Granite Caps & Hearth
- Decorations shown are not included*

EITHER STEP-BY-STEP SELECTIONS FOR COMPLETE CUSTOMIZATION


Design Your Own

SELECT BASE FINISHES

- Rockface Stucco on All Sides
- Stone Veneer on All Sides



INCLUDED GRANITE CAPS AND HEARTH STONE



Black Pearl

SELECT UPGRADES



On/Off Remote Straight Seat Wall Pair 3-Piece Mantel Set

(Please contact us for assistance with modifying our products beyond the options available within the Select Series program.)

OR CHOOSE A TIER AND SELECT YOUR FINISHES

Recommended Configuration Tiers

CLASSIC	PREMIUM	LUXURY
Stucco Finish on All Sides	Stone Veneer Finish on All Sides	Pair of Seat Walls

All recommended configurations include: Granite Hearth & Caps, Stainless Steel Fire Box, 50,000 BTU, VF Gas Burner / Log Set, and On/Off Remote Control.



SHOWN: PREMIUM CONFIGURATION (WOOD BOXES)
AND MODIFIED (REMOVED) ARCHED OPENING

CHIEF (30" WOOD BURNING)

Traditional wood burning fireplace with a small footprint that can fit into almost any landscape design. Optional wood boxes & seat walls expand the footprint to add convenience and additional seating.

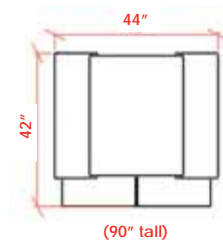
FIREPLACES ARE FACTORY FINISHED. NO MASONRY WORK ON SITE.

BASE SHIPS ON 1 PALLET ESTIMATED WEIGHT 3,250 LBS.

WITH 2 WOOD BOXES 100"W x 42"D x 90"H

WITH 2 SEAT WALLS 160"W x 42"D x 90"H

WITH 2 WOOD BOXES & 2 SEAT WALLS 222"W x 42"D x 90"H



INCLUDED

- Bluestone Caps and Hearth
- Stone Veneer
- Arched Opening
- Fire Brick Lining
- Log Grate

EITHER STEP-BY-STEP SELECTIONS FOR COMPLETE CUSTOMIZATION

Design Your Own

(Please contact us for assistance with modifying our products beyond the options available within the Select Series program.)

SELECT BASE FINISH

- Stone Veneer on All Sides



Bergamo Cremona Gola Matera

SELECT UPGRADES



Stone Mantel (HWO-MSS) Arched Opening (HWO-BOA) Straight Seat Wall Pair (HWO-SW60) Wood Box Pair (HWO-WB30) 3' Chimney Extension (HWO-FP1C)

OR CHOOSE A TIER AND SELECT YOUR FINISHES

Recommended Configuration Tiers

	OR		
CLASSIC		PREMIUM	LUXURY
Stone Veneer All Sides		Choice of Wood Boxes or Seat Walls	Pair of Wood Boxes AND Pair of Seat Walls

All recommended configurations include: Wood-Burning Masonry Fireplace, Choice of Stone Veneer, Bluestone Caps, Arched Opening, and Bluestone Mantel Shelf.



SHOWN: CLASSIC CONFIGURATION

SENTINEL

(36" WOOD BURNING)

Attractive stepped chimney details of this wood burning fireplace compliments contemporary or traditional homes. Its mid-size frame doesn't overpower your backyard, and a 36" front opening accommodates larger logs to keep the fire burning longer. Optional wood boxes & seat walls expand the footprint to add convenience and additional seating.

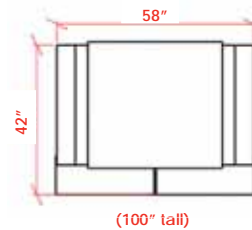
FIREPLACES ARE FACTORY FINISHED. NO MASONRY WORK ON SITE.

BASE SHIPS ON 2 PALLETS ESTIMATED WEIGHT 4,200 LBS.

WITH 2 WOOD BOXES 114"W x 42"D x 100"H

WITH 2 SEAT WALLS 178"W x 42"D x 100"H

WITH 2 WOOD BOXES & 2 SEAT WALLS 234"W x 42"D x 100"H



INCLUDED

- Bluestone Caps and Hearth
- Stone Veneer
- Arched Opening
- Fire Brick Lining
- Log Grate

EITHER STEP-BY-STEP SELECTIONS FOR COMPLETE CUSTOMIZATION

Design Your Own

SELECT BASE FINISH

Stone Veneer on All Sides



Bergamo

Cremona

Gola

Matera

SELECT UPGRADES



Gas Log Lighter w/Key Valve (HWO-LL12)



Gas Log Set w/Key Valve (HWO-24LS)



Stone Mantel (HWO-MSS)



3' Chimney Extension (HWO-FP2C)



Arched Opening (HWO-BOA)



Straight Seat Wall Pair (HWO-SW60)



Wood Box Pair (HWO-WB30)

(Please contact us for assistance with modifying our products beyond the options available within the Select Series program.)

OR CHOOSE A TIER AND SELECT YOUR FINISHES

Recommended Configuration Tiers

	OR		
CLASSIC		PREMIUM	LUXURY
Stone Veneer All Sides		Choice of Wood Boxes or Seat Walls	Pair of Wood Boxes AND Pair of Seat Walls

All recommended configurations include: Wood-Burning Masonry Fireplace, Choice of Stone Veneer, Bluestone Caps, Bluestone Mantel Shelf, and Bluestone Mantel Shelf.

FIREPLACES ARE FACTORY FINISHED.
NO MASONRY WORK ON SITE.

BASE SHIPS ON 2 PALLETS
ESTIMATED WEIGHT 4,500 LBS.



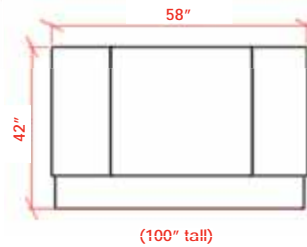
HALF DOME

(36" WOOD BURNING)

Traditional wood burning fireplace set in a mid-size frame and great proportions. The Half Dome fireplace offers a 36" fire box in a wider frame that works well as a stand-alone fireplace and focal point. Optional wood boxes & seat walls expand the footprint to add convenience and additional seating.

SHOWN: PREMIUM CONFIGURATION (SEAT WALLS)

- WITH 2 WOOD BOXES 114"W x 42"D x 100"H
- WITH 2 SEAT WALLS 178"W x 42"D x 100"H
- WITH 2 WOOD BOXES & 2 SEAT WALLS 234"W x 42"D x 100"H



INCLUDED

- Bluestone Caps and Hearth
- Stone Veneer
- Arched Opening
- Fire Brick Lining
- Log Grate

EITHER STEP-BY-STEP SELECTIONS FOR COMPLETE CUSTOMIZATION

Design Your Own

SELECT BASE FINISH

Stone Veneer on All Sides



Bergamo

Cremona

Gola

Matera

SELECT UPGRADES



Gas Log Lighter w/Key Valve (HWO-LL12)



Gas Log Set w/Key Valve (HWO-24LS)



Stone Mantel (HWO-MSS)



3' Chimney Extension (HWO-FP2C)



Arched Opening (HWO-BOA)



Straight Seat Wall Pair (HWO-SW60)



Wood Box Pair (HWO-WB30)

(Please contact us for assistance with modifying our products beyond the options available within the Select Series program.)

OR CHOOSE A TIER AND SELECT YOUR FINISHES

Recommended Configuration Tiers

	OR		
CLASSIC		PREMIUM	LUXURY
Stone Veneer All Sides		Choice of Wood Boxes or Seat Walls	Pair of Wood Boxes AND Pair of Seat Walls

All recommended configurations include: Wood-Burning Masonry Fireplace, Choice of Stone Veneer, Bluestone Caps, Arched Opening, and Bluestone Mantel Shelf.



60" Wood Burning Fire Pit.



48" Fire Table.



48" Fire Table.

fire tables & fire pits

Select Series

WOOD-BURNING FIRE PITS 48" & 60"

GAS FIRE TABLES 42" & 48"



(Please contact us for assistance with modifying our products beyond the options available within the Select Series program.)

CONVERSATION PIECE

Fire Pits are an affordable way to add the comfort and ambiance of a fire in smaller spaces. Add a few comfortable chairs around your fire features for your guests to relax and enjoy the soothing warmth of a fire.

BUILT TO ORDER

Customizable with your selection of durable granite and stone colors, gas fire tables include an access door for tank storage (propane and natural gas options).

BEST-SELLING MODELS

Over the years, we've manufactured several different styles of fire pits. Our current models incorporate all the best-selling features our customers demanded. Our collection features:

- ✿ 26" chat height gas fire tables w/ stone veneer and granite top (42" and 48" diameter)
- ✿ 48" and 60" wood burning fire pits with stone veneer and granite top

Recommended Configurations

	TIER			
	CLASSIC			
	48" Wood	60" Wood	42" Gas	48" Gas
Granite Caps/Tops	●	●	●	●
Wood Fuel	●	●		
20" Gas Fire Bowl / Glass			●	●
Stone Veneer	●	●	●	●

● = INCLUDED IN TIER



FIRE PIT (48" OR 60" WOOD BURNING)

Stone veneered wood-burning fire pits are available in 48" and 60" diameter sizes, and make a great gathering spot for staying warm and making smores on a cool evening. Equipped with granite tops, stone veneer sides and are lined with high temp fire bricks for years of trouble-free use.

INCLUDED

- Stone Veneer Base
- Granite Top

48" OUTER DIAMETER X 18" TALL
 60" OUTER DIAMETER X 18" TALL
 SHIPS ON 1 PALLET.



EITHER STEP-BY-STEP SELECTIONS FOR COMPLETE CUSTOMIZATION


Design Your Own

SELECT SIZE

- 48" Diameter
- 60" Diameter

(Please contact us for assistance with modifying our products beyond the options available within the Select Series program.)

SELECT STONE VENEER BASE



Bergamo Cremona Gola Matera

SELECT GRANITE



Baltic Brown Venetian Black Leathered

SELECT UPGRADE



Fitted Fabric Cover

OR CHOOSE A TIER AND SELECT YOUR FINISHES

Recommended Configuration Tier



CLASSIC
 Stone Veneer Base and Granite Top

Recommended configuration includes:

- Wood-Burning Fire Pit (48" or 60" diameter),
- Choice of Stone Veneer, and Choice of Granite Top.

FIRE TABLE (42" OR 48" GAS BURNING)

Stone veneered fire tables are available in 42" or 48" diameter granite tops and are perfect conversation spots when a chill is in the air. Equipped with a powerful 55,000 BTU 20" fire bowl operated by a variable control safety valve with spark ignition. LP or NG compatible.

42" DIAMETER X 26" TALL
 48" DIAMETER X 26" TALL
 SHIPS ON 1 PALLET

INCLUDED
 Stone Veneer Base
 Granite Top
 Liquid Crystal Fire Glass
 Fire Pit Appliance



EITHER STEP-BY-STEP SELECTIONS FOR COMPLETE CUSTOMIZATION


Design Your Own

SELECT SIZE

42" Diameter 48" Diameter

(Please contact us for assistance with modifying our products beyond the options available within the Select Series program.)

SELECT STONE VENEER BASE



Bergamo Cremona Gola Matera

SELECT GRANITE



Baltic Brown Venetian Black Leathered

SELECT UPGRADE



Fitted Fabric Cover Glass Wind Screen

OR CHOOSE A TIER AND SELECT YOUR FINISHES

Recommended Configuration Tier



CLASSIC

Stone Veneer Base and Granite Top

Recommended configuration includes:

Gas-Burning Fire Table (42" or 48" diameter),
 Choice of Stone Veneer, Choice of Granite Top,
 Liquid Crystal Fire Glass, and Fire Pit Appliance.



Select Series

Tiered Program | Dealer Catalog no. 23

454 Fairman Road, Lexington KY 40511



Website: www.HousewarmingsOutdoor.com **Phone:** 859-231-6492 x127

Custom Outdoor Rooms • Kitchen Islands • Pergolas
Outdoor Fireplaces & Fire pits